



**AltiLED Series High Bay LED Light Fixture**



# Technical Features

## Product Information



**AltiLED7**

104 Watts, 13050 lumens output

42 pcs. high power LEDs

125 lumen/watt overall efficiency

IP60 protection (IP65 optional)

High efficiency PMMA optics

Patented angular design

Suitable for food processing plants (no glass components)

## Color Temperature Options



**WARM WHITE**

3000K

CRI: 70, 80, 90

**CUSTOM  
PRODUCT**



**NEUTRAL WHITE**

4300-5000K

CRI 70

**STANDARD  
PRODUCT  
(5000K)**



**COOL WHITE**

5700K

CRI 70

**CUSTOM  
PRODUCT**

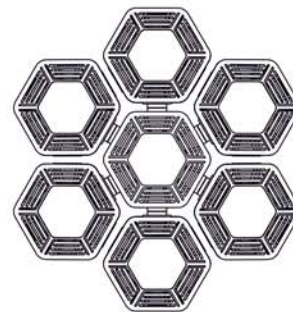
## Dimensions and Weight

Product Weight:

5.84 kg (AltiLED7)

Shipping Weight:

6.88 kg (AltiLED7)



48 cm



13 cm

48 cm



## LED Driver

---



### A Series Constant Current LED Driver

Efficiency (@220V AC) .....	> 91%
Power factor / $\cos\Phi$ .....	> 0.97
Total harmonic distortion (THD) <i>typical</i> .....	2.53 % (voltage) 16.3 % (current)

Short-circuit and open-LED protections

105°C electrolytic capacitors

Estimated (MTBF) lifespan according to MIL-HDBK-217F **320.000 hours**

## Certification

---

### CE Electromagnetic Compatibility (EMC)

EN55015:2006+A2:2009, EN61547:2009,

EN61000-3-2:2006+A2:2009, EN61100-3-3:2013

### CE Low Voltage Directive (LVD)

EN60598-1:2008+A11:2009, EN60598-2-2:1989

### Ingress Protection Class (IP65) *only custom products*

EN60529:1991+A1:2000

## Packaging

---



Box dimensions : 51 cm x 52 cm x 20 cm

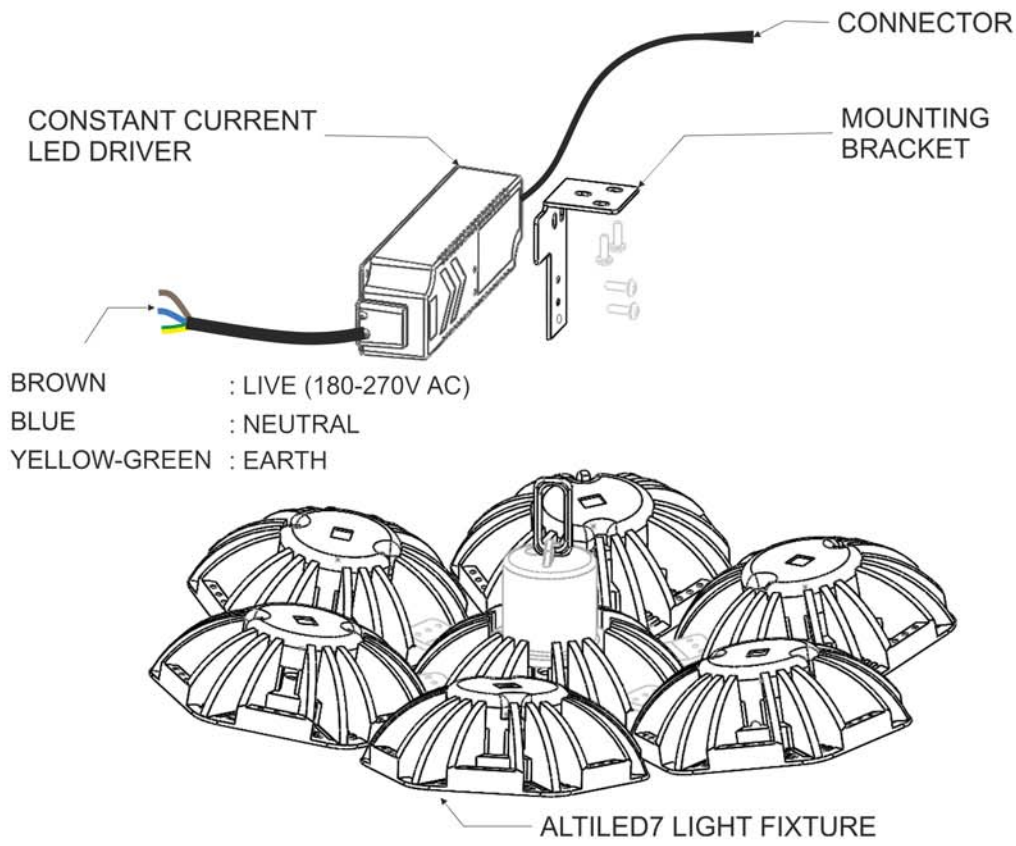
Box weight : 6.88kg (AltiLED7)

Volumetric weight : 10.6 kg (AltiLED7)  
(for express shipment)



# Mounting Instructions


## Mounting Diagram



## Components



AltiLED7 comes with:

1. The LED fixture itself with a connector and a carbine hook
2. Mounting Bracket and LED Driver already fastened to each other




# Mounting Instructions

## Step 1: Mount the Bracket

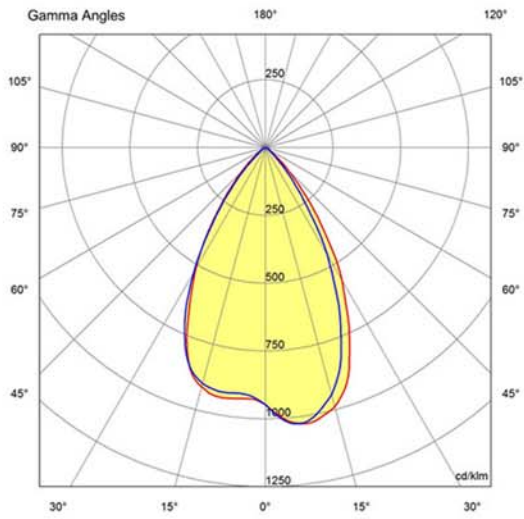


The bracket can be mounted in two ways to a cable tray. At least 2pcs. M6 bolts with split-lock and flat washers are recommended.

## Step 2: Hang the Fixture with the Carbine Hook and Make Electrical Connections



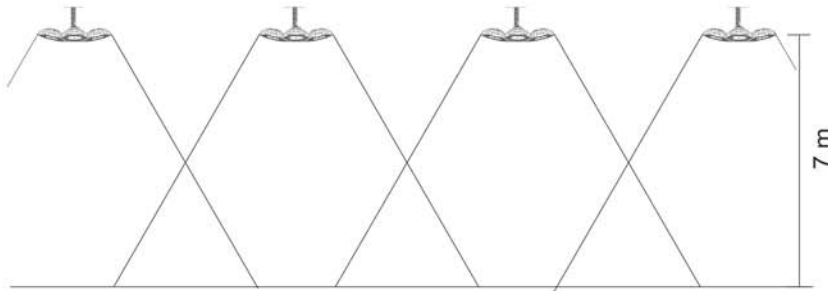
## Light Output



Total light output of AltiLED7 changes with color temperature and color rendering index (CRI).

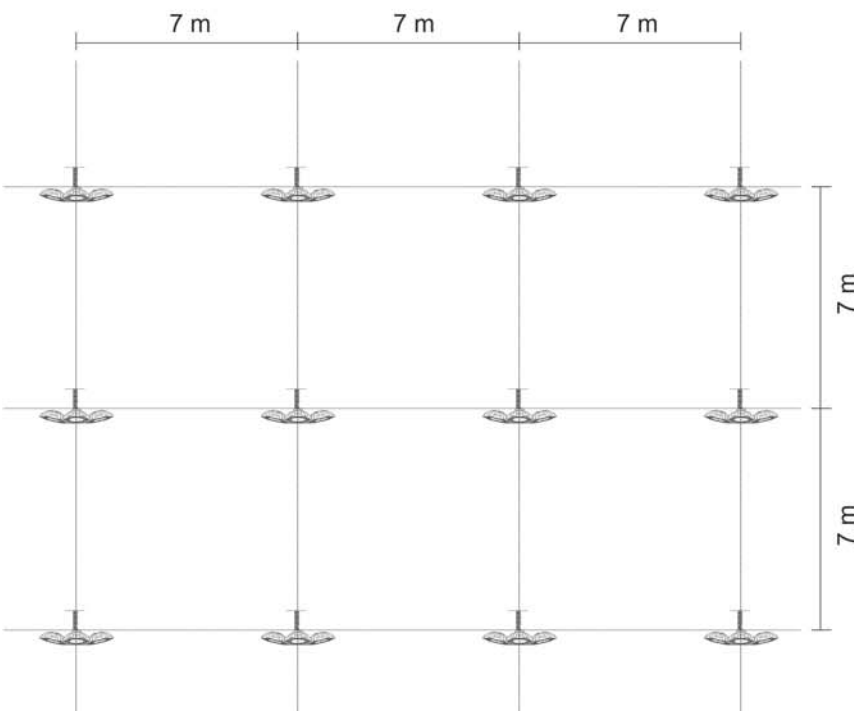
	CRI 70	CRI 80	CRI 90
3000K	10850 lumens	10200 lumens	7850 lumens
4300K	13050 lumens	-	-
5000K	13050 lumens	-	-
5700K	13050 lumens	-	-

## Illuminance Levels vs Placement Density



Placement density	Illumination (average)
Every 6 meters	310 lux
Every 7 meters	230 lux
Every 8 meters	170 lux

Results according to 5000K AltiLED7




Download Photometric (LM-79) Test Report





# References



aselsan

Henkel

TAC

LAFARGE  
DALSAN

SUNLEGO

NURTEKS

Petkim

ŞİŞECAM

UNO

İSDEMİR

ORTA  
ANADOLU

ÖZÜCEL  
Tekstil Sanayii Ticaret

SILVERLINE  
ANKASTRE

CMS

NUH'UN  
ankara  
MAKARNASI

schattdector

ACG